

Kitchen Equipment / Outdoor Grills

Westex Charcoal-Fired Grill

Big enough and rugged enough to feed large gatherings yet light enough to be transported.



- 72" L x 24" W x 31" H (130 lbs.)
- Cooking surface 60" L x 24" D
- Firebox is 14 gauge steel
- casters




L.P. FIRED GAS GRILL AVAILABLE

L.P. / Gas Convection Ovens

- Satin S/S front, sides and top. Aluminized steel back and flue extensions
- Gusset style legs, black finish
- Porcelainized 16 gauge steel interior
- Removable 9 position bright nickel rack guides
- Five 26" x 27" bright nickel racks with racks top and non tip feature
- Oven interior dimensions 27"w x 21"d x 20½"h
- Standing pilot
- Double layer of 2" thick insulation
- Vertical opening doors. Durable S/S gaskets
- Snap acting switch type thermostat
- One hour electric timer
- Two speed motor, ½ HP with Thermal Overload System



SINGLE



DOUBLE

RANGES

- **ROBUST Heavy Duty Construction** 31 lb. one piece cast iron open tops
- **Superior DURABILITY** Fully welded angle iron frame
- **INCREDIBLY RELIABLE** Ovens. Exclusive front venting for consistently reliable temperatures
- **PROTECTIVE** Heat Barrier Assures even heat...prevents oven cold spots
- **GRIZZLY TOUGH** Oven Door *Defies Constant Daily Abuse.* Built to drop open or kick closed
- **Greater Cooking FLEXIBILITY** Design your cooktop to fit your menu



"Built To Last"



1-800-548-6785

Kitchen Equipment

WESTEX Single, Double, & Triple Tub Sinks HIGH QUALITY • COMPETITIVELY PRICED AVAILABLE WITH OR WITHOUT DRAIN BOARDS



Triple Tub Sink

- Body, Bowls, and Drainboards are full 16 gauge stainless steel.
- Full 14" water depth.
- All units manufactured with the "Westex" Safety Edge.
- NFS Approved.

NSF SINKS WITHOUT DRAINBOARDS

NUMBER OF COMPT.	COMPT. SIZE	UNIT O.D.
ONE	18 x 18	21.5 x 21
	24 x 24	27.5 x 27
TWO	21 x 16	27.5 x 37
	24 x 24	30.5 x 55
THREE	21 x 16	27.5 x 53
	21 x 18	27.5 x 59
	24 x 24	30.5 x 77
	30 x 20	36.5 x 65

NSF SINKS WITH DRAINBOARDS

NUMBER OF COMPT.	COMPT. SIZE	UNIT O.D.
ONE	21 x 16	27 x 38
TWO	21 x 16	27 x 53
	21 x 16 24 x 24	27 x 71 30 x 99
THREE	21 x 16	27 x 70
	21 x 16	27 x 87
	21 x 16	27 x 99
	21 x 18	27 x 93
	21 x 18	27 x 105
	24 x 24	30 x 100
	24 x 24	30 x 123
	30 x 20	36 x 103

WESTEX NSF Worktables Stainless Work Surface

FEATURING:

- New fully adjustable undershelfing
- Square design for space saving and sanitary installations
- 1½" square on all four sides
- All four table and undershelf corners are rounded to 5/16" diameter
- Undershelf is the same size as the top, providing you with the largest undershelf in the industry.
- 18 gauge steel.



Stainless Steel Work Tables with Undershelf

24" WIDE	24 x 24	30 x 30
	24 x 36	30 x 36
	24 x 48	30 x 48
	24 x 60	30 x 60
	24 x 72	30 x 72
	24 x 96	30 x 96
	30" WIDE	



Aluminum Dunnage Rack



ITEM #	SIZE
ASDR-2036	20 x 36 x 8
ASDR-2048	20 x 48 x 8
ASDR-2060	20 x 60 x 8

Kitchen Equipment

Economical Mobile Heated Cabinets

Hold and transport hot, prepared foods
Ideal for all your Food Service Needs!




MOBILE HEATED CABINET SPECIFICATIONS

- Heavy-duty, channel construction designed for durability. Easy to clean.
- Air baffle and circulating air blower provide even heat distribution.
- 5" polyurethane plate casters for easy maneuverability and stability. Two locking casters in front.
- Easy dual proof/heat control: "Proof" mode: Humidity from 30% to 95%. Temperatures up to 115°F (46°C).
 "Heat" mode: Nominal Temperatures up to 180°F (82°C)
- Corner bumpers provide protection to unit, associates and fixtures.
- Clear door. Extruded, anodized aluminum frame will not dull. A tight fit gasket is installed on inside door frame, held closed with magnets, Lexan fits tightly into door fram.
- Door lifts off for easy cleaning and accessibility.
- Control drawer is removable for quick and easy cleaning and maintenance.
- All controls are accessible without opening cabinet door.
- Easy to read LED thermometer. • Pan Capacity: 35 - 18"x26" pans

Electrical Specifications:

- 120 Volt-60 Cycle A.C.
- 1440 Watts: 14.0 AMPS—Plug into any standard 110 outlet.

MODEL NUMBER	DOOR	WIDTH	LENGTH	HEIGHT	APPROX. WT.
NHPL-1836-ECO	Clear	21	30¾	66½	235
NHPL-1836-Standard	Clear	21	30¾	66½	235




WESTEX All Welded Front- and Side-Load Wire Bun Pan Racks

- Aluminum Construction
- Welded angle pan slides will accommodate 18x26" pans
- NSF listed

Model	20 Tier—3" spacing
AWRK-20	Front Load (shown) 3" spacing, 20 pan capacity
411AC	Side Load 3" spacing, 20 pan capacity

Pan Rack
 Covers Available



1-800-548-6785

Kitchen Equipment



COMMERCIAL TOASTERS

Model QCS1

COMPACT CONVEYOR TOASTER
350 Slices per hour

- Highest production of any compact toaster.
- Requires only 14" of counter space.
- Energy efficient.
- Variable speed control.
- Plugs in anywhere.



Model QCS3

HIGH VOLUME CONVEYOR TOASTER
1000 Slices per hour

- Patented forced convection keeps toaster "cool to the touch."
- Requires only 18" of counter space.
- Variable speed top and bottom heat control.
- Energy efficient.
- Adjustable speed control.



Other size toasters available—just call!

UNIVEX Slicing Machine

UNIVEX products are one of the best values on the market today.

Appearance: Stainless anodized aluminum finish. Contemporary styling - clean lines with attractive silhouette.

Reliability: German precision cutting blade. One year parts and labor guarantee. General Electric motor.

Convenient to Use: Modern design - sliced product falling easily without breakage. Easily disassembled for cleaning. Smooth carriage travel. Built-in sharpener. Positive hand-formed grip. Portable.

Safety: Knife guard and slice deflector protect hands from knife. Heavy pusher plate holds product firmly in place. Red pilot light indicates when knife and motor are running.

model	AC motor	overall dimensions	knife size	width cut	diam. cut	net weight	shipping weight
7510	1/3 H.P.	21x20½x17½	10	9	6½	74	85
7512	1/3 H.P.	21x20½x19	12	9	8	80	92




UNIVEX 30 Quart Mixer—Floor Model

Our SRM30+ Mixer is designed to handle the heavy use conditions of high volume operations. Like all Univex Mixers, the SRM30+ uses a power-efficient, variable speed transmission that enables the operator to *change speeds without having to first stop the mixer.*

- **NEW 1 HP Motor**
- New 2-piece *Swing Ring™* Safety Guard opens wide for full access to bowl. Removes easily for cleaning, fits in dishwasher.
- Interlock switches protect operator from injury if Safety Guard is open or bowl is lowered.
- Ruffed gear/belt drive system provides durability for tough mixes, and changes speed while mixer is running.
- Heavy-duty stainless steel bowl is standard equipment.
- Equipped with low voltage protection to prevent accidental start-up after power failure.

Standard Equipment: Stainless Steel Bowl, Batter beater, Wire Whip, Dough Hook, all stainless removable 2-piece *Swing Ring™* Safety Guard, #12 Power Take-Off Hub, 15-Minute Timer

Attachments and Accessories: Sweet Dough Beater, Pastry Knife, Four Wing Beater, 20-Quart Size Agitators, ALMFC12 Meat & Food Chopper, VS9/VS9H Vegetable Slicer/Grater



Other size mixers available.

COMPLETE LINE OF

WESTEX

REPLACEMENT PARTS

Kitchen Equipment

Scotsman Ice Machines



ALL STAINLESS EXTERIOR*

- The world's largest ice machine manufacturer
- Largest service network in the industry
- 3 Year parts & labor warranty
- 5 Year compressor warranty
- Available in sizes for all needs

All of our Scotsmen Ice Machines feature:

New Design Concept

- No moving parts in icemaking section
- Field tested, proven reliability
- Cubes are made on both sides of the evaporator plate

Easy to Service

- Convenient front service for cleaning, maintenance and adjustments
- All electrical and plumbing hook-ups are external on rear panel

The Contour Cube Shape – Handling Ease

- No splashing, pour by hand or gun without spills
- Highest possible displacement–nestling characteristics of Contour Cubes™ completely fill the glass
- Self-leveling cubes make maximum use of storage area

Quality Assurance

Start-up of every CO Contour Cuber™ is conducted before shipping, to insure that all mechanical systems perform properly.

Population	Model #	Capacity (24 Hours)	Dimensions H X W X D
200-275	CO330	300 lbs.	54 X 30 X 31
275-400	CO530	500 lbs.	67 X 30 X 34
425-575	CO630	600 lbs.	67 X 30 X 34


Other sizes available upon request.

WESTEX Reach In Refrigerators/Freezers



STANDARD FEATURES:

- 1, 2, or 3 door models
- Digitally controlled temperature
- LED display temperature reading
- Stainless steel bottom surface. Aluminum wall construction
- Efficient refrigeration system
- CFC Free
- Freezer holds -10°F / Refrigerator hold 33–38°F
- Recessed handles
- UL Certified for NSF7
- 2 year parts & labor
- 5 year compressor



1-800-548-6785